



Key Instant Recall Facts - Reception Autumn Term 1

Say the number names in order to five (forwards and backwards)



Helpful Tips for Parents

Use everyday opportunities to count whenever and wherever you can.

Miss out a number when counting to see if your child can spot your 'mistake'.

Do alternate counting with your child.

Say a number and ask "What is the next number?" or "What is the number before?"

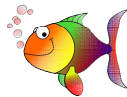
Use what your child is interested in e.g. cars, animals, Lego.

Encourage your child to look for numbers 1-5 in their environment.




Activity Ideas

Sing songs and rhymes together such as:
One, Two, Three, Four, Five.
Once I caught a fish alive.




Five Little Fire-fighters
Five Little Ducks
Five Little Speckled Frogs



Use number cards, magnetic numbers to order and say the numbers.

Put numbers on cars and ask your child to park them in order or use dots to represent the numbers.



Use numbered finger puppets – which number comes next?

Build brick towers to match numbers 1-5.



Key Vocabulary

number, count, one, two, three, four, five, next, after, before

The secret to success is practising **little and often**. Use time wisely. *Can you practise these KIRFs while walking to school or during a car journey?*

Make it fun if possible through games and challenges. If your child is really not in the mood it is the wrong time to be practising!

Useful Websites

<https://www.topmarks.co.uk/learning-to-count/teddy-numbers>

<https://ictgames.com/mobilePage/mushroomShuffle/index.html>

<https://www.tinytap.com/activities/g410a/play/counting-numbers-1-5>

<https://wordwall.net/en-gb/community/numbers-1-5-matching>